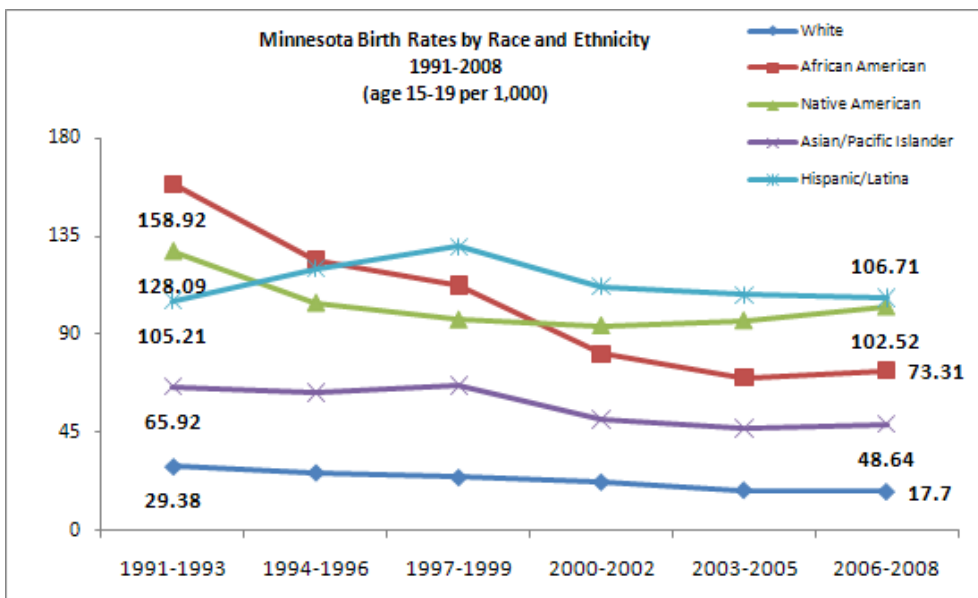
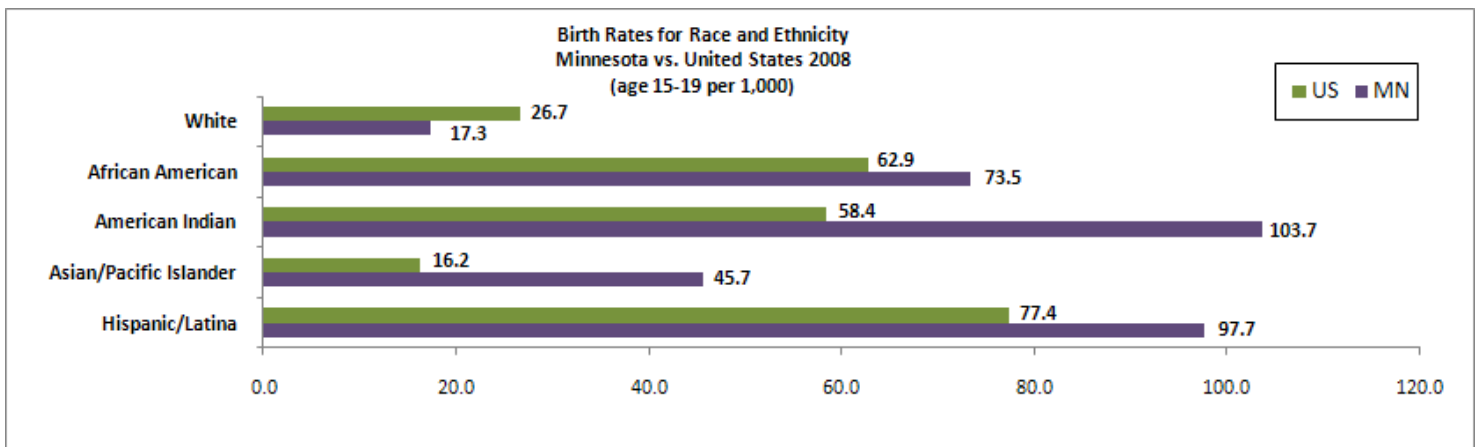
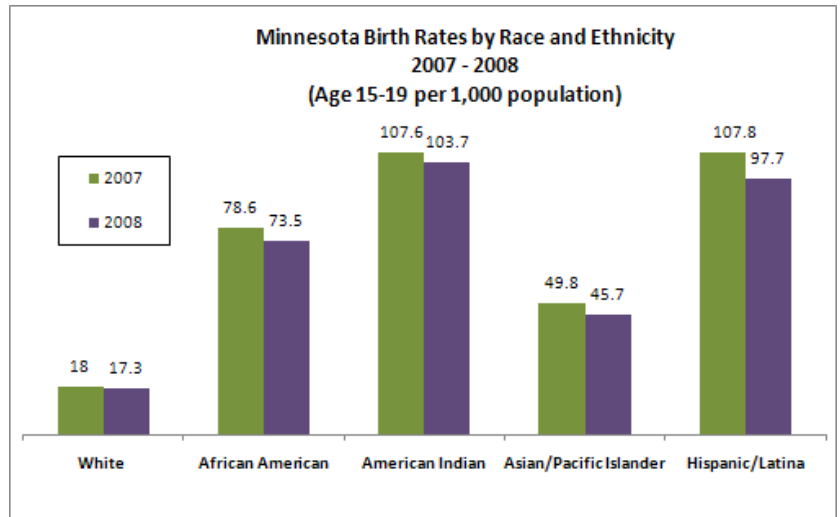


## Disparities in Minnesota Adolescent Birth Rates by Race and Ethnicity<sup>1</sup>

The 2008 birth rate for all adolescents aged 15-19 in Minnesota (27.2 per 1,000 population) was among the lowest in the United States, falling well below the national average (41.5 per 1,000 population).<sup>2</sup> Since 1990, adolescent birth rates have decreased significantly in Minnesota. Although these rates increased in 2006 and 2007, the most recent data (released in 2010) indicate decreases in adolescent birth. This trend is also mirrored nationally.

In Minnesota, there was a decrease in birth rates in adolescents of all races. Hispanic/Latina adolescents showed the largest decline with a 9.4% decrease from 2007 to 2008.



The birth rate for white females in Minnesota (17.3) was lower than the national average for white females (26.7). However, all other racial and ethnic groups in Minnesota continue to have higher rates than the national figures (see above).

Although adolescent pregnancy and birth rates are high among Minnesota populations of color, the greatest *number* of adolescent births is still to white females.

<sup>1</sup> Minnesota Department of Health Statistics, 2010

<sup>2</sup> Hamilton BE, Martin JA, Ventura SJ. Births: Preliminary data for 2008. National vital statistics reports; vol 58 no 16. Hyattsville, MD: National Center for Health Statistics, 2010.